

GENERAL ADMISSION NFC PASS FOR ANDROID/GOOGLE

This guide explains how to add and use the NFC Pass for your General Admission on ANDROID/GOOGLE smartphones. If you are using an iPhone please [click here](#).

We have introduced NFC Mobile Ticket Access for stadium entry.

Your smartphone has NFC technology built within it that stores your membership in the form of an NFC pass using Google Pay.



EASY TO USE



ALWAYS WITH YOU



ALWAYS UP TO DATE

PLEASE NOTE: GENERAL ADMISSION NFC PASSES MUST BE DOWNLOADED TO THE SMARTPHONE YOU INTEND TO USE TO ACCESS THE STADIUM ON MATCH DAY.

You will only need to download your NFC pass once prior to the start of the Season.

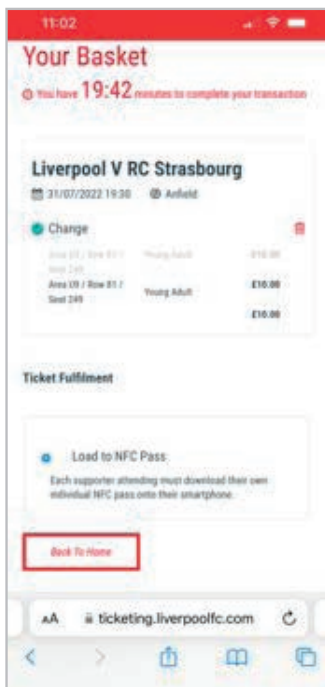
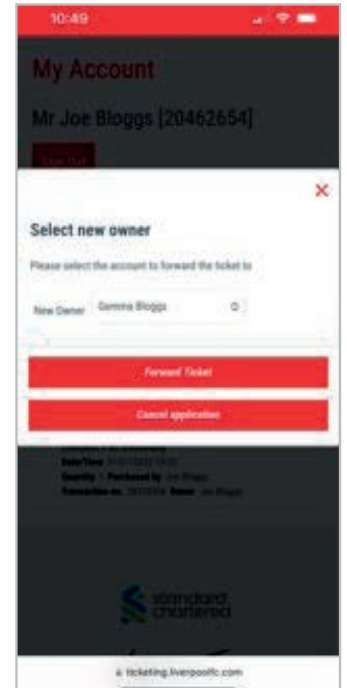
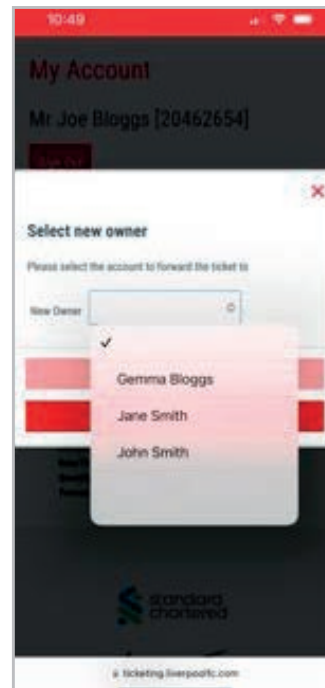
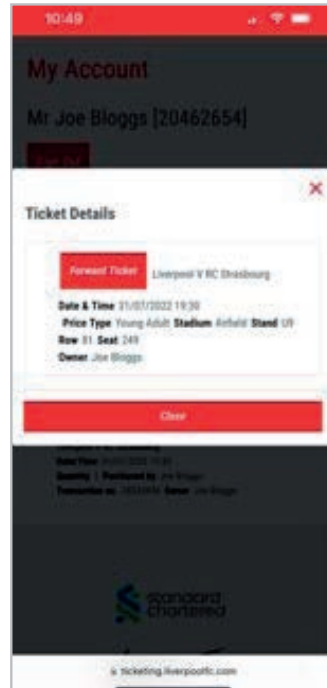
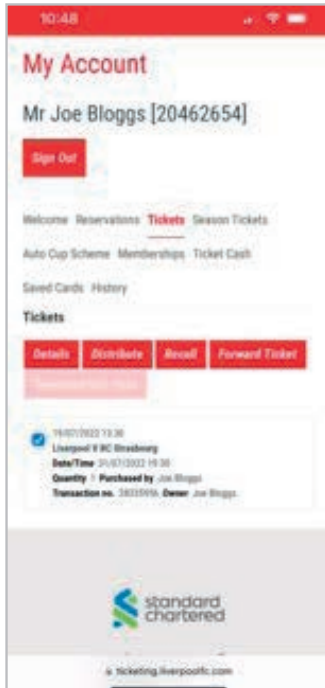
Your pass will be automatically updated ahead of each game you purchase tickets for.

Fans will not gain entry using photographs or screenshots of NFC passes.

Fans will no longer gain entry to the stadium using the previous stadium access cards.

TICKET FORWARDING

In **'My Account'**, click on the **'Tickets'** tab to display the tickets you have available and select the game you wish to forward the ticket for and then click **'Forward Ticket'**. You will now be taken to your basket – follow the steps to complete the transaction.

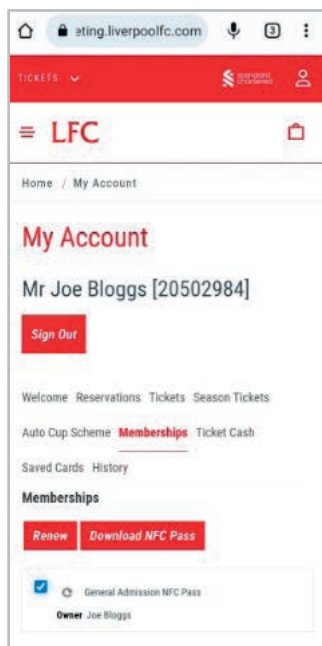


HOW TO ADD YOUR NFC PASS TO YOUR SMARTPHONE

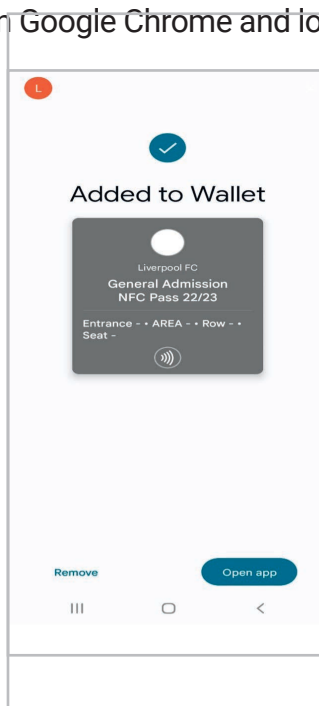
Before following the steps below, please ensure:

- Google Chrome app is installed on your device.
- Google Pay installed and set up on your smartphone.
- NFC enabled is enabled on your smartphone. You can do this in Google Pay, or in 'Settings' on your phone, please refer to the user guide of your device.

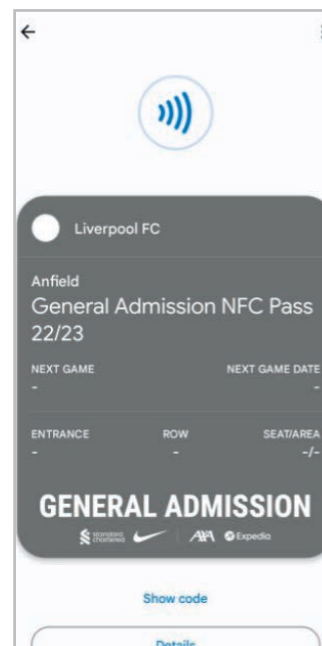
STEP 1. On your smartphone, open Google Chrome and log in to your LFC ticketing **My Account**.



STEP 1. Select '**Membership**' tab and then select '**Download NFC Pass**'



STEP 2. Pass added to '**Wallet**'



STEP 4. Pass in '**Wallet**'

Your pass is now downloaded to your device.

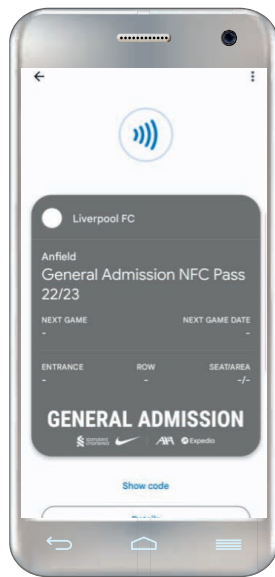
For more information, please visit our FAQ's or contact us.

USING YOUR NFC PASS ON MATCH DAY


As you approach the turnstile to enter, click the 'Google Wallet' app icon on your phone to open your NFC pass.

To avoid delays accessing the stadium, please ensure you open your NFC pass just as you approach the turnstile.

Ensure that your phone isn't locked when you hold it against the reader.



STEP 1
TICKET DISPLAYED
IN WALLET



STEP 2
HOLD SMARTPHONE
ON THE READER

If you are still unable to access the turnstile, please speak to the nearest steward or Fan Support who will be happy to help.