

MEMBERS NFC PASS FOR ANDROID/GOOGLE

This guide explains how to add and use the NFC Pass for your Membership on ANDROID/GOOGLE smartphones.

If you are using an iPhone please [click here](#).

Your smartphone has NFC technology built within it that stores your membership in the form of an NFC pass using Google Pay.



EASY TO USE



**ALWAYS
WITH YOU**



**ALWAYS
UP TO DATE**

PLEASE NOTE: MEMBERS NFC PASSES MUST BE DOWNLOADED TO THE SMARTPHONE YOU INTEND TO USE TO ACCESS THE STADIUM ON MATCH DAY.

You will be required to download an NFC digital pass onto their smart phone by Wednesday 4 August in order to gain access into Anfield during the new season.

Fans will not gain entry using photographs or screenshots of NFC passes.


Fans will no longer gain entry to the stadium using the previous stadium access cards.

HOW TO ADD YOUR NFC PASS TO YOUR SMARTPHONE

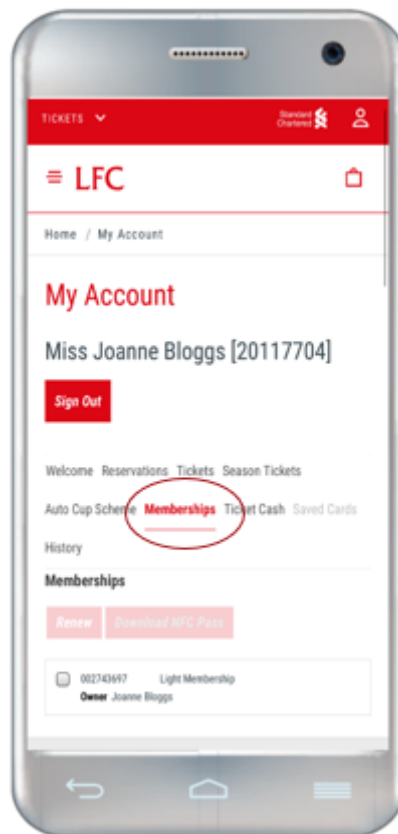
Please ensure the following are set up on your smartphone, before downloading your NFC pass:

- Google Pay
- Google Chrome
- NFC enabled - you can do this in 'Settings' on your phone, please refer to the user guide of your device.

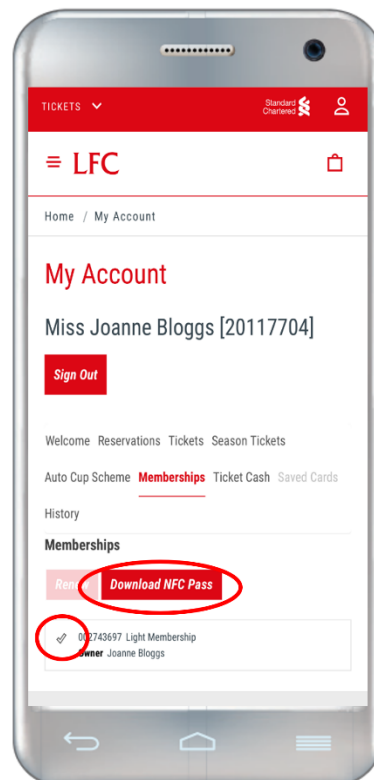
Step 1. On your smartphone, open the 'Google Chrome' app and type ticketing.liverpoolfc.com in the search bar.

Step 2. Log in to My Account, by clicking the icon at the top of your screen 

Step 3. Once in My Account, select the 'Memberships' option.



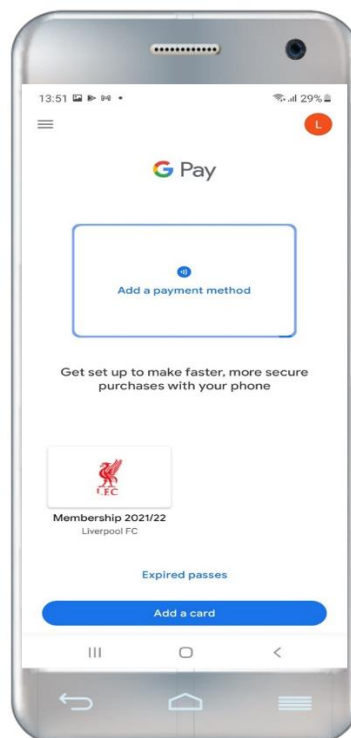
Step 4. Select your membership by using the tick box, and then select 'Download NFC Pass'



Step 5. Click 'Open App'



Step 6. Your pass is added to Google Pay. Tap on the pass to open it.

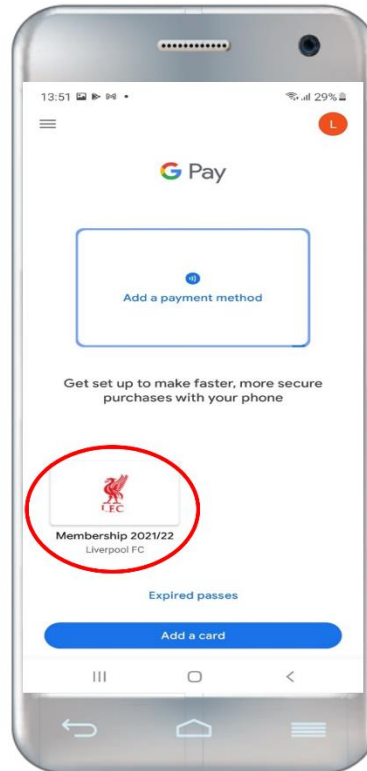


Your pass is now downloaded to your device.

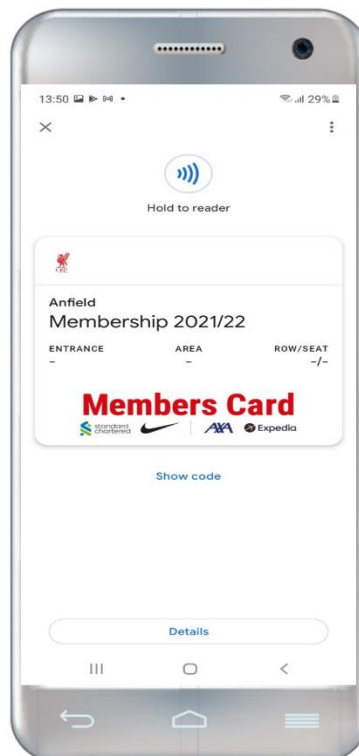
For more information, please visit our [FAQ's](#)

USING YOUR NFC PASS ON MATCH DAY

Step 1. Open 'Google Pay' ONLY as you are approaching the turnstile and click on your pass.



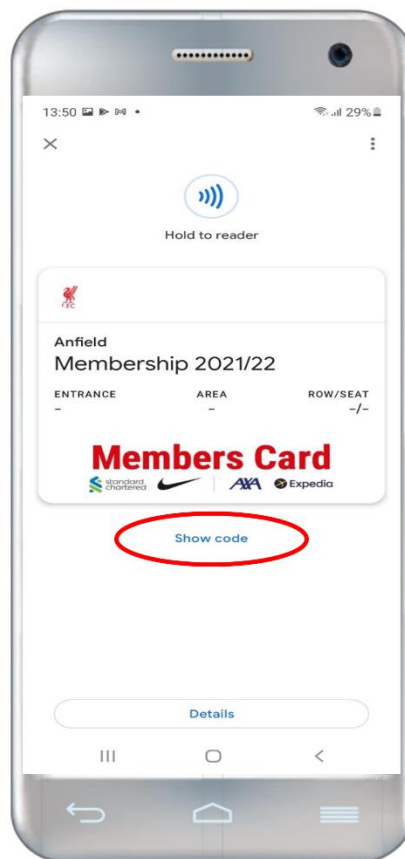
Step 2. Your pass will be displayed.



Step 3. Hold smartphone on the reader. Ensure that your phone isn't locked when you do this.



Alternatively, you can click 'show code' to display a barcode and then hold your smartphone on the reader.





If you are unable to access the turnstile, please speak to the nearest steward or Fan Support who will be happy to help.